

Student's Book



# Get ready with English 7<sup>th</sup> grade

Lina Alvarado Jantus



EDICIÓN ESPECIAL PARA EL MINISTERIO DE EDUCACIÓN  
PROHIBIDA SU COMERCIALIZACIÓN





Student's Book

# Get Ready with English 7<sup>th</sup> grade

**Lina Alvarado Jantus**

Pedagogía en Inglés,  
Instituto Chileno Británico de Cultura



**Student's Book****Get Ready with English 7<sup>th</sup> grade**

Reimpresión 2022

Ediciones Rau y Bodenburg

N° de Inscripción: 2021-A-8656

ISBN: 978-956-8694-78-4

2021 Ediciones Rau y Bodenburg

N° de Inscripción: 2021-A-8656

ISBN: 978-956-8694-78-4

**Autora****Lina Alvarado Jantus**

Pedagogía en Inglés, Instituto Chileno Británico de Cultura

**Disciplinar Didáctico****Silvia Lourdes Foschi**

Profesora de Grado Universitario en Lengua y Cultura Inglesas,

Universidad Nacional de Cuyo, Argentina

Máster en Enseñanza de Inglés como Lengua Extranjera, Universidad de Jaén

**Evaluador externo****Masatoshi Sato**

Bachelor of Arts in International and Intercultural Communication,

Kobe University, Hyogo, Japan

Master of Arts in Second Language Education, McGill University, Montreal, QC, Canada

Ph.D. in Educational Studies, Language Acquisition, McGill University, Montreal, QC, Canada

Dirección Editorial

Daniela Paz Muñoz Pérez

Edición

Ariel Acosta Arancibia

Diseño

María Jesús Moreno Guldman

Diagramación digital

Cristina Sepúlveda Aravena

Corrector de estilo

Thomas Connelly

Ilustraciones

Banco de ilustraciones Editorial

Fotografías

Banco de fotos 123rf

Gerente de Producción

Cecilia Muñoz Rau

Asistente de Producción

Lorena Briceño González

El presente libro no puede ser reproducido ni en todo ni en parte, ni archivado, ni transmitido por ningún medio mecánico, electrónico, de grabación, CD-Rom, fotocopia, microfilmación u otra forma, sin la autorización escrita del editor.

Impreso en España por Einsa Print S.A.

Se terminaron de imprimir 185.781 ejemplares en el mes de octubre de 2022.

Cantidad autorizada de uso 206.423.



# Discover Your Book

## Icons



Indicates pair work activities.



Indicates group work activities.



Indicates an activity that has to be developed on a specific page in the Activity Book.



Indicates the number of the audio track.



Indicates an activity that has to be developed in your notebook.



Indicates an Internet link.

### Glossary

All highlighted words can be found in the glossary on pages 131 and 132.

## Sections

### LANGUAGE IN USE

Section that helps you review and practice a particular language structure.

### LET'S REFLECT

Questions that help you reflect on your learning process.



### USEFUL EXPRESSIONS

List of expressions you may need when writing or speaking.



# Index



## UNIT 1 MUSIC AND LEISURE

6  
page

What do I know?  
8  
page



10  
page

Checkpoint  
18  
page

Cultural Spot  
19  
page



## UNIT 2 CLIMATE CHANGE AND NATURAL DISASTERS

36  
page


What do I know?  
38  
page



40  
page

Checkpoint  
48  
page

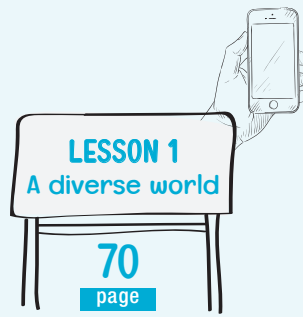
Literary Circle  
49  
page



## UNIT 3 TRAVELERS

66  
page

What do I know?  
68  
page



70  
page

Checkpoint  
78  
page

Cultural Spot  
79  
page



## UNIT 4 MEDIA & THE NEWS

96  
page

What do I know?  
98  
page



100  
page

Checkpoint  
108  
page

Cultural Spot  
109  
page

Reading Bank

126  
page

Unit 1  
126  
page

Unit 2  
127  
page

Glossary

131  
page

Unit 1  
131  
page

Unit 2  
131  
page



**LESSON 2**  
Leisure and fun

**20**  
page

Literary  
Circle

**25**  
page

Checkpoint

**30**  
page



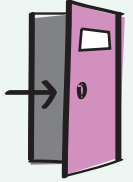
**31**  
page

Project:  
Tri-Fold Poster

**32**  
page

Final  
Check

**34**  
page



**LESSON 2**  
Being prepared

**50**  
page

Cultural  
Spot

**55**  
page

Checkpoint

**60**  
page



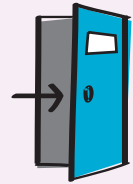
**61**  
page

Project:  
An Emergency  
Leaflet

**62**  
page

Final  
Check

**64**  
page



**LESSON 2**  
Exploring my country

**80**  
page



**85**  
page

Checkpoint

**89**  
page

Literary  
Circle

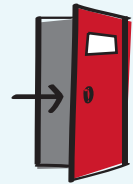
**90**  
page

Project:  
A brochure

**92**  
page

Final  
Check

**94**  
page



**LESSON 2**  
Breaking news

**110**  
page

Literary  
Circle

**115**  
page

Checkpoint

**119**  
page



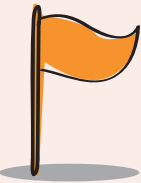
**120**  
page

Project:  
News report

**122**  
page

Final  
Check

**124**  
page



Unit 3  
**128–129**  
pages

Unit 4  
**130**  
page

Unit 3  
**132**  
page

Unit 4  
**132**  
page



**Did you know that**  
playing and listening to music can  
improve your memory and relieve stress?

Do you play or listen to music to relax or  
to have a good time? Discuss.







# UNIT 1

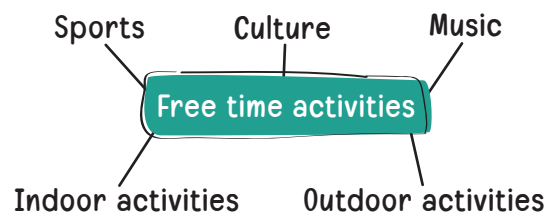
# MUSIC AND LEISURE


## OBJECTIVES OF THE UNIT

### You will...

- Listen to and show comprehension of songs, personal reports and conversations related to topics of music and free time activities.
- Read and identify general and specific information in personal reports and descriptions.
- Express opinions and feelings about free time activities.
- Write simple narrations and descriptions, following the steps of the writing process.

- 1  Have you ever learned any English expressions by listening to music? If not, would you like to? Discuss.
- 2  Create a word map and complete it with vocabulary for each free time activity.



- 3  Do some research and find interesting scientific facts about music. Share them with your group.

# What do I know?

- 1 Listen to Alexa talking about her new life. Then answer the questions orally.
- a. How does Alexa feel?
  - b. What do Alexa and Katerina like doing in their free time?
  - c. Why is Alexa excited?

- 2 Identify the pictures that represent “free time activities”. What’s your favorite one? Why? Discuss.



- 3 Describe the activities in activity 2. Use the adjectives below.

exciting

amazing

interesting

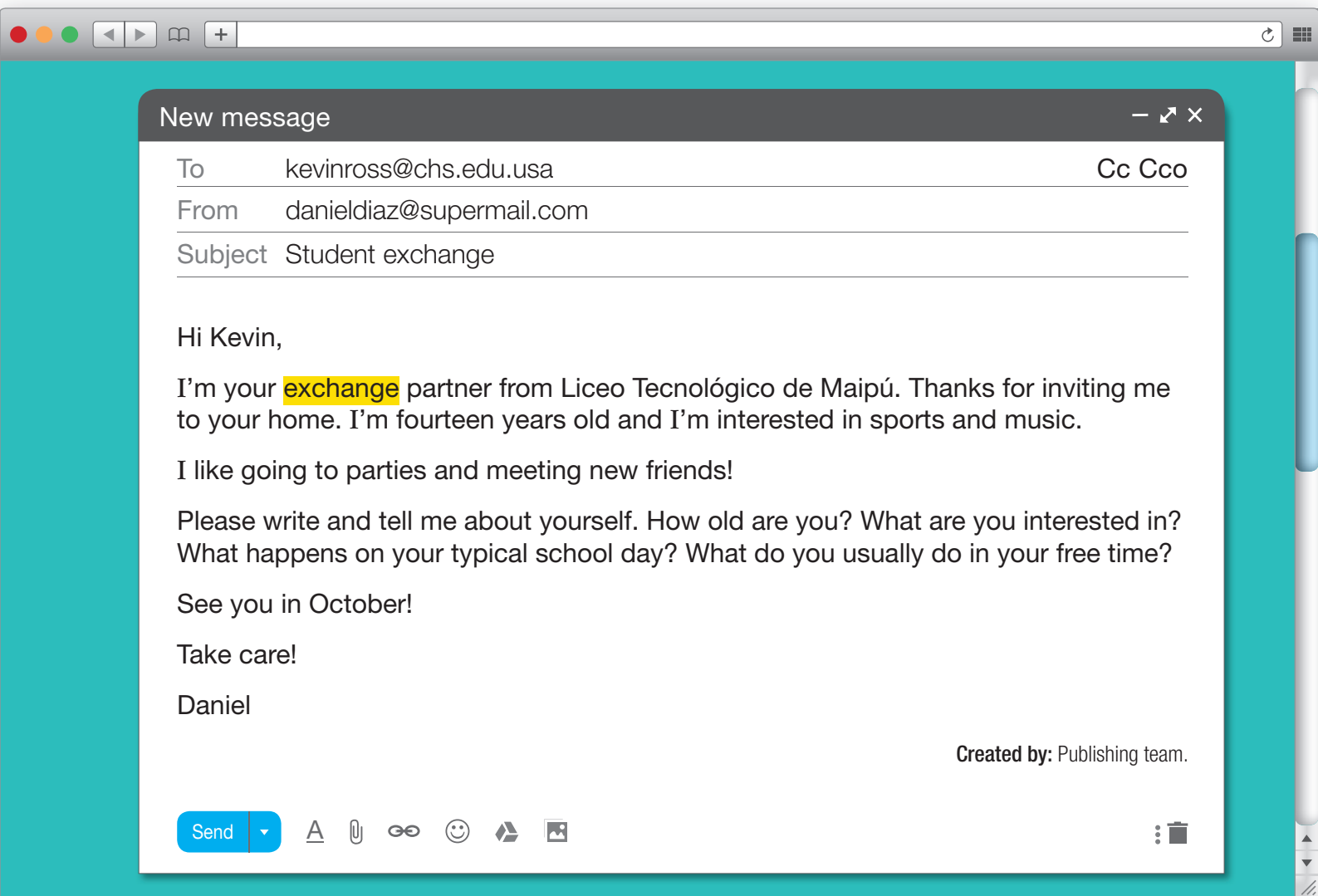
boring

relaxing

Example: *Playing the guitar is relaxing.*

4 Read Daniel's email. Identify the following information in the questions.

- a. Who is Daniel?
- b. What does he want to know about Kevin? Why?



The screenshot shows a web browser window with a new message email. The email header includes the recipient 'kevinross@chs.edu.usa', the sender 'danieldiaz@supermail.com', and the subject 'Student exchange'. The body of the email is as follows:

Hi Kevin,

I'm your **exchange** partner from Liceo Tecnológico de Maipú. Thanks for inviting me to your home. I'm fourteen years old and I'm interested in sports and music.

I like going to parties and meeting new friends!

Please write and tell me about yourself. How old are you? What are you interested in? What happens on your typical school day? What do you usually do in your free time?



See you in October!

Take care!

Daniel

Created by: Publishing team.

The interface includes a 'Send' button and various icons for text formatting, attachments, and emojis.

5   Read and listen to the dialogue. Then role-play it, replacing the underlined phrases with your own information.

Kim:  
What do you like doing in your free time?

Noah:  
I enjoy playing the guitar and riding my bike.

Kim:  
Why do you like playing the guitar?

Noah:  
I think it's relaxing.